

-TR (Gen) 33



REPORT ON CRIME 1991

Report for the year ended 31 December, 1991
Commissioner, Garda Síochána to the Minister for Justice

GARDA SÍOCHÁNA
HEADQUARTERS,
DUBLIN 8

AUGUST, 1992

REPORT ON CRIME 1991

**Report for the year ended 31 December, 1991
Commissioner, Garda Síochána to the Minister for Justice**

**GARDA SÍOCHÁNA
HEADQUARTERS,
DUBLIN 8**

AUGUST, 1992

CONTENTS

	Page
FOREWORD	1-2
INDICTABLE OFFENCES	
Recorded and Detected 1982-1991	3
Recorded and Detected 1990-1991	3
Breakdown of Crime 1991 (Percentage Total)	4
Crime Rate per Garda Division	5
Map-Indictable Offences per 1,000 population	6
Recorded and Detected by Garda Divisions	12
Known to the Gardai 1991	13 - 19
Value of property stolen and recovered	20
OFFENCES AGAINST THE PERSON	
Recorded and Detected 1987-1991	7
Murder and Manslaughter	7
Analyses of Murders	21
Traffic Fatalities	7
OFFENCES AGAINST PROPERTY WITH VIOLENCE	
Recorded and Detected 1987-1991	8
Robbery, Arson and Malicious Damage	8
Burglary	8
Analyses of Aggravated Burglaries involving use of Firearms and Armed Robberies	22
OFFENCES AGAINST PROPERTY WITHOUT VIOLENCE (LARCENIES ETC.)	
Larcenies	9
Recorded and Detected 1987-1991	9
OTHER INDICTABLE OFFENCES	
Recorded and Detected 1987-1991	9
Age Groups - Convicted Persons	10 - 11
NON-INDICTABLE OFFENCES	
Proceedings and Persons	26 - 29
Non-Indictable offences by Division	30
Arms, Ammunition and Explosives Seized	23 - 24
Scenes of Crime Examination	25
Forensic Science	25
Missing Persons	25
Garda Dog Unit	25
Garda National Juvenile Office	31-36
Community Relations	37
Community Policing Initiative for Rural Areas	38
Crime Prevention	38
Neighbourhood Policing	38
Community Alert	39
Neighbourhood Watch	39
Sub Aqua	39
'999' Emergency Service	40
Stolen Motor Vehicle Investigation Unit	40
Special Traffic Corps	40
Misuse of Drugs	41 - 43

Public Relations and Press Office	40 - 41
Traffic Offences - Drink and Driving	44 - 45
'Fines on the Spot' notices - issued in 1991	45
'Fines on the Spot' notices - Parking Violations	46

APPENDICES

Appendix A - Indictable Offences Recorded and Detected 1982-1991	47
Appendix B - Non-Indictable offences - Proceedings and Persons Convicted 1987-1991	47
Appendix C - Crime Prevention Activities	48
Appendix D - Community Relations Section Activities	49

The Minister for Justice

Sir,

I present the annual report on crime for the year ending 31st December 1991. Related data on indictable and non-indictable offences is included, as well as an outline of the activity of some sections of the Garda Síochána during the year.

An overall increase of 7.7% in indictable crime is recorded for the year. The increase in the Dublin Metropolitan Area was 5.5%. Dublin now accounts for 55.5% of all recorded crime. The increase in group two (2) "crime against property" and group three (3) "larceny" is a continuation of the upward trend during 1990.

The value of property stolen was £40,017,443, i.e. 10% higher than in 1990. Property valued £3,172,204 was recovered (7.9%). The overall detection rate increased from 33.1% to 33.5%.

Twenty of the twenty three murders committed were investigated successfully. Continued investigation may bring further success in the three outstanding cases.

Crime control encompasses not only the enforcement of laws but also a range of activities designed to encourage the citizen's respect for the law. Therefore, progress achieved with juvenile liaison and schools' programmes, as well as with other community policing initiatives, is of special significance.

Despite an increase in the number of people charged with drug offences, and an increase in the number of seizures of drugs, the social problem of misuse of drugs is a cause of concern. During the year 3,088 persons were charged with drug related offences - an increase of 1,017 over 1990. In 1991 3,550 drug seizures were made compared to 2,316 in 1990. These figures include confiscations by personnel of the Customs Service, whose co-operation and assistance I wish to acknowledge.

Even though there is a reduction of 33 on the 1990 figure, fatalities in traffic accidents at 445 for 1991 are of serious concern. The personal tragedy and cost in financial terms is immense. Pre-Christmas campaigns to reduce incidents of driving while drunk had considerable success. It is intended to intensify efforts to reduce fatalities still further.

If success is to be achieved in the prevention and detection of crime and in other policing objectives, all agencies, Government Departments and the public generally have a vital contribution to make. Communities are provided with an opportunity to help through Neighbourhood Watch, Neighbourhood Policing and Community Alert Schemes.

During 1991 one of the most serious attempts was made at reorganisation of the Garda Síochána since the foundation of the State, i.e. the introduction of Community Policing in twelve (12) districts. It is hoped that this new approach will be a big improvement on traditional methods of policing.

My thanks is due to personnel of your own Department for their help and understanding during the year. The willing and unfailing help of Dr. James Donovan and the staff of the Forensic Science Laboratory is also appreciated.

Finally, I want to say thanks to all members of the Force and civilian staff who helped with the diverse policing problems.

Yours respectfully,

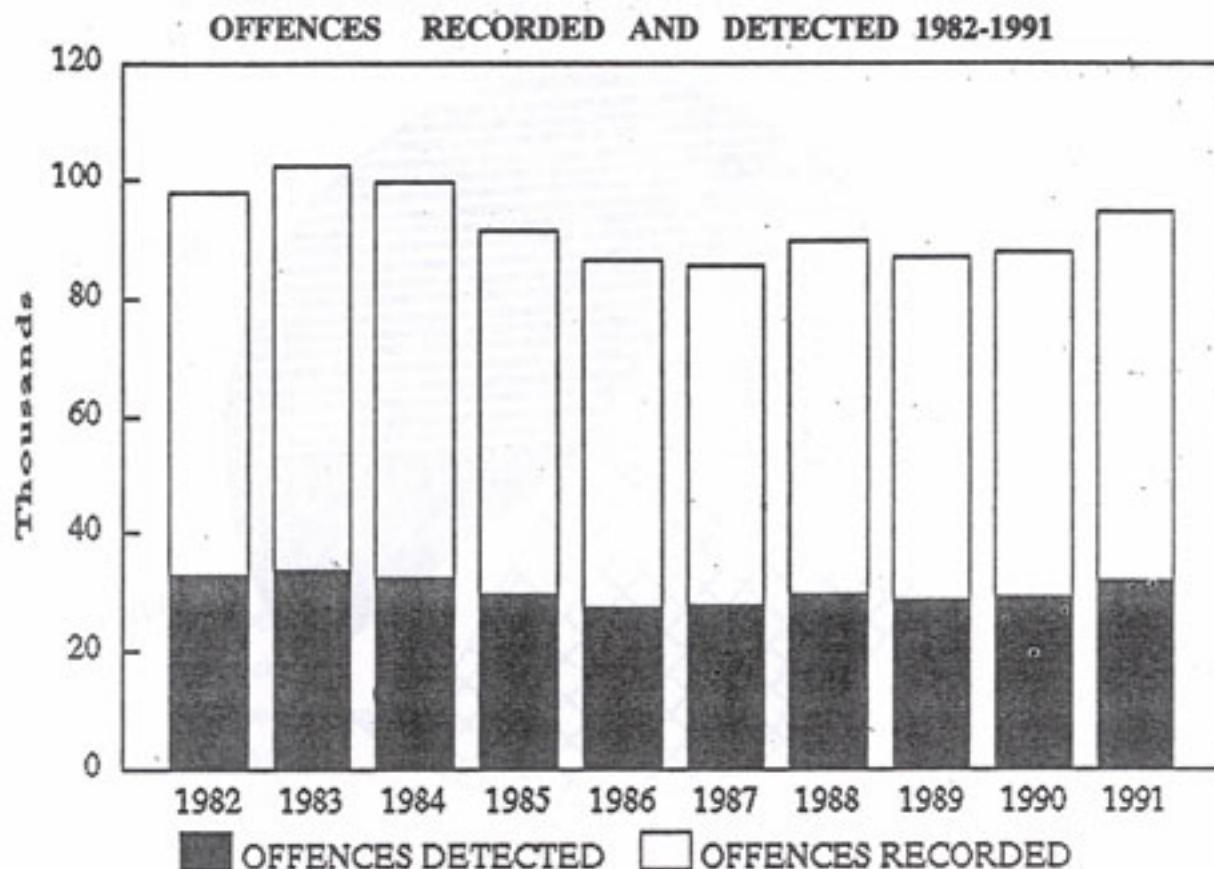
A handwritten signature in cursive script that reads "Patrick J. Culligan". The signature is written in dark ink and is positioned above the printed name.

COMMISSIONER

AUGUST, 1992

INDICTABLE OFFENCES

Indictable offences which came to the notice of the Garda Síochána during the year ended 31st December, 1991 numbered 94,406 as compared with 87,658 in the year ended 31st December, 1990, an increase of 7.7%.




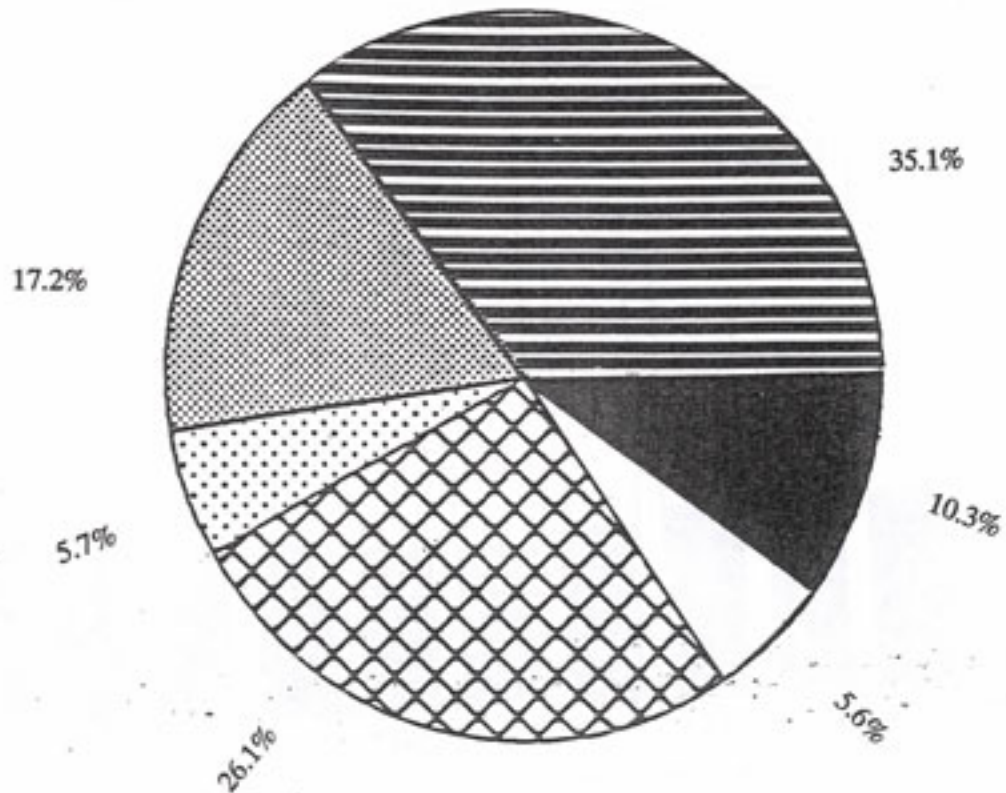
The figures for indictable offences are broken down in the following table: See Appendix 'A'

Indictable Offences	Offences Recorded			Offences Detected	
	1991	1990	Change	1991	1990
Offences Against the Person	1,435	1,631	-196 (12.0%)	1,162 (81.0%)	1,348 (82.6%)
Offences Against Property with Violence	40,676	35,453	+ 5,223 (14.7%)	12,530 (30.8%)	10,746 (30.3%)
Larcenies etc.	51,990	50,222	+1,768 (3.5%)	17,668 (34.0%)	16,552 (33.0%)
Other Indictable Offences	305	352	-47 (13.4%)	293 (96.1%)	339 (96.3%)
Totals	94,406	87,658	+6,748 (7.7%)	31,653 (33.5%)	28,985 (33.1%)

In the Dublin Metropolitan Area (D.M.A.) 52,387 indictable offences were recorded, an increase of 5.5% on the figure for 1990. Of the total crimes recorded in the State 55.5% occurred in the D.M.A. The D.M.A. has an estimated population of 1,049,473 based on the 1991 census of population, or 29.8% of the total population of the State.

BREAKDOWN OF CRIME 1991.

PERCENTAGE TOTAL



CRIME RATE

Based on the 1991 Census of Population, the crime rate per 1,000 of the population was 26.8 with a rate of 49.9 in the D.M.A. and a rate of 17.0 outside the D.M.A. The following table shows the rate for each Division and the Dublin Metropolitan Area which is composed of 5 Divisions.

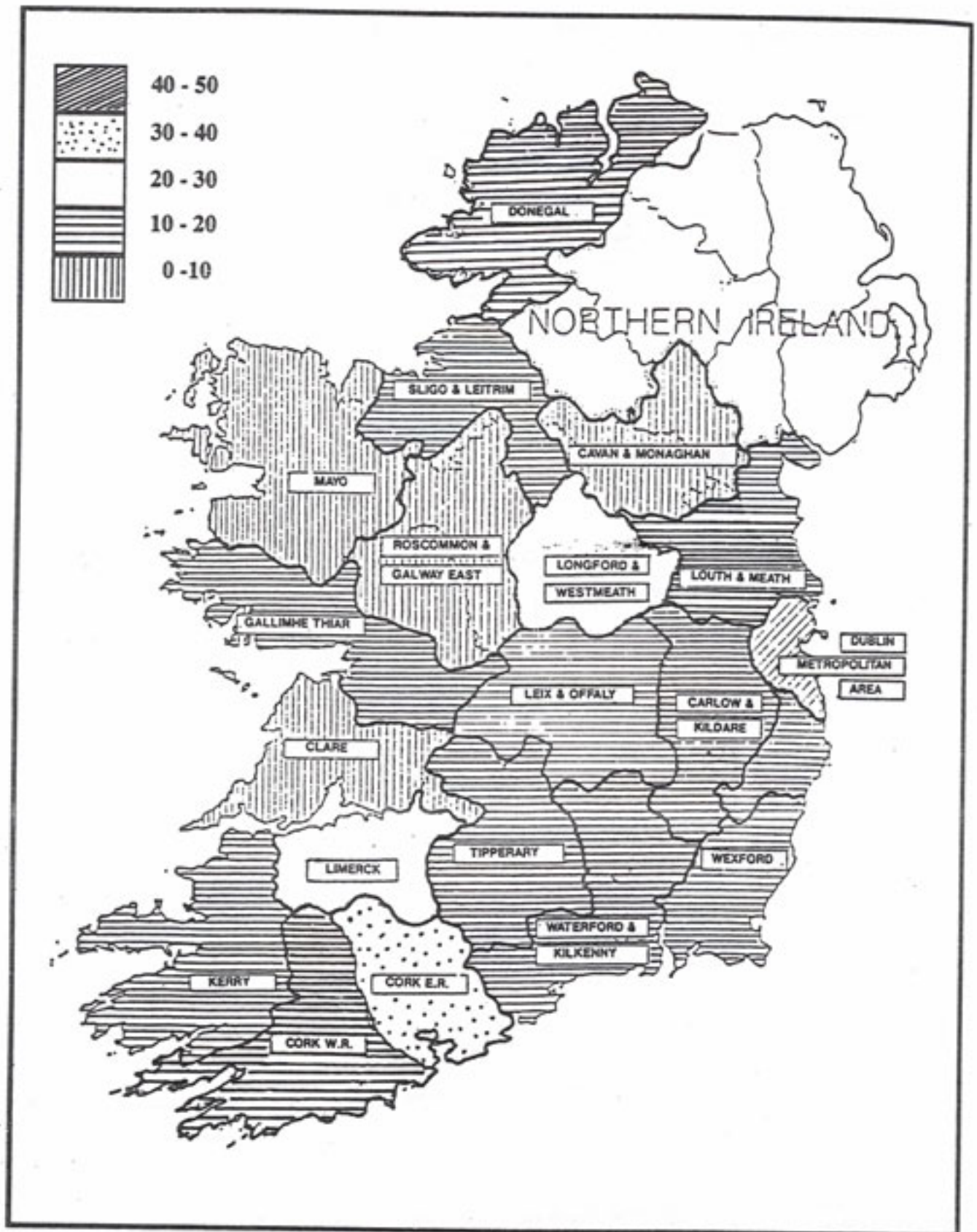
Division	Crimes per 1,000 population 1991
Carlow/Kildare	17.4
Cavan/Monaghan	9.0
Cork East	30.5
Cork West	11.4
Clare	8.8
Donegal	10.0
Galway West	19.1
Kerry	13.4
Leix/Offaly	11.2
Limerick	21.9
Longford/Westmeath	25.3
Louth/Meath	19.9
Mayo	7.4
Roscommon/Galway East	8.5
Sligo/Leitrim	11.8
Tipperary	17.3
Waterford/Kilkenny	15.4
Wexford	19.2
Dublin Metropolitan Area:	
—Northern	
—North Central	
—South Central	
—Southern	
—Eastern	
}	49.9

DETECTION OF CRIME

The overall detection rate in 1991 was 33.5% (33.1% in 1990). The detection rate varies from 96.1% in respect of Other Indictable Offences to 30.8% in Offences Against Property with Violence.

The total number of indictable offences detected was 31,653. Proceedings were taken in 27,097 cases, and the remaining 4,556 cases (col. 17 of Indictable Offences table) include cases dealt with under the Juvenile Liaison Scheme.

DIVISIONS OF AN GARDA SÍOCHÁNA



Indictable Offences per 1,000 population by Garda Divisions - 1991

OFFENCES AGAINST THE PERSON (GROUP 1)

Murder, Manslaughter, Dangerous Driving causing Death, Traffic Fatalities. Possession of Firearms with intent to Endanger Life, Assault and related offences comprise this Group.

In 1991 a total of 1,435 offences were recorded in this Group, a decrease of 12.0% on 1990. The detection rate was 81.0% (82.6% in 1990).

Offences recorded and detected in this Group 1987-1991

Year	Recorded	Detected
1987	2,035	1,629
1988	2,144	1,787
1989	1,667	1,318
1990	1,631	1,348
1991	1,435	1,162

The overall figure of 1,435 Offences Against the Person includes 583 (40.6%) committed in the D.M.A. where the detection rate was 72.2% (72.4% in 1990).

MURDER

There were 23 murders in 1991, three (3) of which remain unsolved. There were 6 cases of attempted murder.

MANSLAUGHTER

There were 9 cases of manslaughter in 1991, one (1) of which arose out of a traffic accident.

TRAFFIC FATALITIES

There were 445 deaths arising from 402 fatal traffic accidents, a decrease of 33 deaths on the 1990 figure of 478. Nine persons (8 in 1990) were charged with dangerous driving causing death and two persons (3 in 1990) were charged with dangerous driving causing serious bodily injury.

OFFENCES AGAINST PROPERTY WITH VIOLENCE (GROUP II)

Offences of burglary, aggravated burglary, robbery, arson and serious malicious damage to property are included in this group. A total of 40,676 offences were recorded in 1991, an increase of 14.7% on 1990 and the detection rate was 30.8% (30.3% in 1990).

Offences recorded and detected in this Group, 1987 - 1991

Year	Recorded	Detected
1987	34,930	10,181
1988	35,679	11,245
1989	35,395	11,191
1990	35,453	10,746
1991	40,676	12,530

Of the total number of offences in this Group 20,572 (50.6%) were committed in the D.M.A. where the detection rate was 30.2% (28.2% in 1990).

ROBBERY AND AGGRAVATED BURGLARY

There were 2,055 robberies in 1991, an increase of 409 on the previous year. Aggravated burglaries at 1,179 increased by 165 from 1,014 in 1990. Firearms were used in 76 cases of robbery and 376 cases of aggravated burglary, an increase of 20 and a decrease of 27, respectively, on the figures for 1990. These figures show an overall decrease of 7 armed crimes compared to the previous year.

ARSON AND MALICIOUS DAMAGE

There were 5,243 cases of malicious damage of which 231 cases were arson; 2,557 (48.8%) were detected. The detection rate for 1990 was 50.7%.

BURGLARY

Offences of burglary numbered 31,991 of which 8,890 (27.8%) were detected. In 1990, a total of 28,073 offences of this nature were recorded showing an increase of 14.0% for 1991.

LARCENIES ETC (GROUP III)

Larcenies, Forgeries and Frauds of various kinds comprise this Group. In 1991, 51,990 such offences were recorded and this shows an increase of 1,768 (3.5%) on the figure for 1990. A total of 17,668 (34.0%) of these offences were detected. In 1990 detections amounted to 33.0%.

Offences recorded and detected in this Group 1987 - 1991

Year	Recorded	Detected
1987	47,993	15,651
1988	51,291	16,254
1989	49,223	15,805
1990	50,222	16,552
1991	51,990	17,668

The overall figure of 51,990 offences recorded in this Group, includes 31,092 (59.8%) committed in the D.M.A. where detections totalled 8,953 (28.8%). In 1990 detections in the D.M.A. totalled 8,480 (27.3%). The number of larcenies from unattended vehicles at 16,243 shows a decrease of 1,537 (8.6%) on the figure for the previous year.

OTHER INDICTABLE OFFENCES (GROUP IV)

This is a miscellaneous crime group in which 305 offences were recorded. A total of 293 (96.1%) of these offences were detected.

When compared with 1990, the overall figure shows a decrease of 47 (13.4%). Of the total number of offences recorded 140 (45.9%) were committed in the D.M.A. and 133 (95.0%) of these were detected.

Offences recorded and detected in this Group 1987-1991

Year	Recorded	Detected
1987	400	326
1988	430	399
1989	507	467
1990	352	339
1991	305	293

CASES PENDING

There were 18,620 cases of Indictable Offences pending in the District Court and 556 cases were awaiting trial on 31st December 1991, as compared with 14,893 cases pending in the District Court and 612 cases awaiting trial on 31st December, 1990.

CONVICTED PERSONS 1991 (By Age Group)

A

Age groups of persons convicted or against whom the charge was held proved and order made without conviction, in respect of crimes which were pending on 1st January, 1991.

Under 14 years	14 and under 17 years	17 and under 21 years	21 years and over	Total
230	1,458	2,596	3,961	8,245

B

Age groups of persons convicted, or against whom the charge was held proved and order made without conviction, in respect of crimes which were reported during 1991.

Under 14 years	14 and under 17 years	17 and under 21 years	21 years and over	Total
162	1,348	2,674	4,440	8,624

TOTAL (A) and (B)

Under 14 years	14 and under 17 years	17 and under 21 years	21 years and over	Total
392	2,806	5,270	8,401	16,869

CONVICTED PERSONS 1987-1991

Age groups of persons convicted, or against whom the charge was held proved and order made without conviction, in years 1987-1991.

Year	Under 14 yrs.	14 and under 17 yrs.	17 and under 21 yrs.	21 yrs. and over	Total
1987	519	2,331	4,319	7,873	15,042
1988	598	3,407	5,665	9,854	19,524
1989	541	3,119	5,323	8,872	17,855
1990	601	3,110	5,546	8,718	17,975
1991	392	2,806	5,270	8,401	16,869

Total number of persons and juveniles (under 17 years of age) convicted or against whom charge was held proved and order made without conviction in years 1987-1991.

Year	Total numbers of persons of all ages convicted *	Juveniles (under 17 years) convicted *
1987	15,042	2,850 (18.9%)
1988	19,524	4,005 (20.5%)
1989	17,855	3,660 (20.5%)
1990	17,975	3,711 (20.6%)
1991	16,869	3,198 (19.0%)

* This includes persons convicted for crimes recorded in 1991 and also for cases pending from previous year.

**INDICTABLE OFFENCES RECORDED AND DETECTED BY GARDA DIVISIONS AND FIVE PRINCIPAL CITY AREAS -
YEAR ENDED 31st DECEMBER 1991**

DIVISION	GROUP I Offences Against the person		GROUP II Offences Against Property with Violence		GROUP III Larcenies etc.		GROUP IV Other Indictable Offences		Total Indictable Offences	% variation on 1990 figures	No. of detections for 1991
	Rec.	Det.	Rec.	Det.	Rec.	Det.	Rec.	Det.			
Carlow/Kildare	54	49	1,612	503	1,176	606	5	5	2,847	+ 6.4	1,163 (40.9%)
Cavan/Monaghan	9	7	480	218	437	257	4	4	930	+ 4.1	486 (52.3%)
Cork East	189	171	3,945	1,284	4,706	1,702	23	23	8,863	+ 15.9	3,180 (35.9%)
Cork West	75	74	593	168	650	265	42	42	1,360	+ 60.4	569 (41.8%)
Clare	16	14	455	166	329	140	1	1	601	+ 1.3	321 (40.1%)
Donegal	52	37	626	236	592	313	16	15	1,286	+ 10.5	601 (46.7%)
D.M.A. Northern	154	115	4,785	1,668	4,665	1,489	44	44	9,648	- 2.2	3,316 (34.4%)
North Central	99	89	2,703	818	8,013	2,474	36	31	10,851	+ 12.4	3,392 (31.3%)
South Central	116	74	3,716	1,181	8,556	1,907	16	15	12,404	+ 2.9	3,267 (26.3%)
Southern	126	86	4,368	1,491	5,928	1,866	25	25	11,047	+ 8.3	3,468 (31.4%)
Eastern	88	77	4,400	1,047	3,930	1,127	19	18	8,437	+ 7.2	2,269 (26.9%)
Galway West	23	19	911	319	1,414	594	4	4	2,352	+ 17.1	936 (39.8%)
Kerry	26	24	672	289	926	368	1		1,625	+ 2.4	701 (43.1%)
Laois/Offaly	29	27	676	230	531	264	5	5	1,241	+ 6.9	526 (42.4%)
Limerick	59	49	1,503	334	1,975	789	8	7	3,545	+ 9.3	1,179 (33.3%)
Longford/Westmeath	14	13	1,124	275	1,195	538	1	1	2,334	+ 4.2	827 (35.4%)
Louth/Meath	86	62	2,374	625	2,064	728	21	19	4,547	- 2.5	1,434 (31.5%)
Mayo	19	19	388	168	418	252			823	+ 25.6	439 (53.3%)
Roscommon/Galway East	32	32	455	195	435	224	3	3	925	+ 41.4	454 (49.1%)
Sligo/L Leitrim	10	10	493	141	436	187	5	5	944	+ 1.3	343 (36.3%)
Tipperary	65	59	1,678	396	1,175	487	13	13	2,331	+ 15.2	955 (41.0%)
Waterford/Kilkenny	45	35	1,316	390	1,181	552	1	1	2,543	+ 11.5	978 (38.5%)
Wexford	47	40	1,405	368	1,258	429	12	12	2,722	+ 7.3	849 (31.2%)
TOTAL	1,435	1,162	40,676	12,530	51,990	17,668	395	293	94,406	+ 7.7	31,653 (33.5%)
CITY AREAS											
Dublin Metropolitan	583	421	20,572	6,205	31,092	8,953	140	133	52,387	+ 5.5	15,712 (30.0%)
Cork	118	106	2,798	884	3,738	1,397	15	15	6,669	+ 14.9	2,402 (36.0%)
Limerick	29	22	1,178	233	1,763	686	6	5	2,978	+ 8.1	946 (31.8%)
Galway	14	10	613	177	1,147	479	1	1	1,775	+ 5.2	667 (37.6%)
Waterford	13	7	565	158	528	258	1	1	1,117	+ 1.1	424 (38.0%)

INDICTABLE OFFENCES WHICH BECAME KNOWN TO THE GARDAI DURING THE YEAR ENDED 31st DECEMBER, 1991

NATURE OF OFFENCES	No. of Offences reported or known	No. of Offences in which Criminal Proceedings were	RESULT OF PROCEEDINGS IN CASES													Crimes for which the perpetrators were detected but for which no proceedings are shown	Number (by Sex and Age Groups) of Persons convicted or against whom the Charge was held proved and Order made without conviction									
			Commenced	Informations refused	Dealt with on indictment and					Committed for Trial and still awaiting Trial	Dealt with summarily and						Still Pending in District Court	(18)		(19)		(20)		(21)		(22)
					Corrected	Acquitted	Found insane & incapable of Pleading	Notes Prosecut entered	Adjourned Sine Die or otherwise disposed of		Corrected	Dismissed	Charge proved & order made without Conviction	Charge Withdrawn	Adjourned Sine Die or otherwise disposed of			Under 14 Years	M	F	M	F	M	F	M	
(1)	(2)	(3)	(4)	(5)	(6)	(7)	(8)	(9)	(10)	(11)	(12)	(13)	(14)	(15)	(16)	(17)	M	F	M	F	M	F	M	F	(22)	
GROUP B																										
Offences against property with Violence																										
37. Burglary	31,991	7,832		130	1		2	1	161	1,773	63	55	59	44	5,543	1,058	44	2	576	22	799	38	918	35	2,434	
38. Aggravated Burglary	1179	335		12					23	28	1		1		270	5			1		15	1	29	1	47	
39. Robbery	1,979	523		8					20	81		1	4	2	407	26	3		17	2	37	1	51	1	112	
40. Robbery with Arms	76	14		4					1						9	1					2		5		7	
41. Assaulting dwelling-houses by firing shots into them or by use of explosives	9	1													1	2										
42. Threatening to publish or publishing with intent to extort																										
43. Arson	231	66		4					3	8	1	1			49	23			2		4		7	1	14	
44. Killing and Maiming Cattle																										
45. Malicious damage to Schools	242	18								5		1			12	47			2		4				6	
46. Other malicious injury to property	4,770	2,077		53	1				26	584	22	40	22	7	1,322	326	9	1	121	3	337	6	327	18	822	
47. Causing an explosion likely to endanger life or damage property	1																									
48. Attempting to cause an explosion																										
49. Possession of explosive substance	3	2													2	1										
50. Making Explosives																										
51. Interference with Railway	1																									
52. Unlawful seizure of Aircraft																										

INDICTABLE OFFENCES WHICH BECAME KNOWN TO THE GARDAI DURING THE YEAR ENDED 31st DECEMBER, 1991

NATURE OF OFFENCES	No. of Offences reported or known	No. of Offences in which Criminal Proceedings were	RESULT OF PROCEEDINGS IN CASES														Number (by Sex and Age Groups) of Persons convicted or against whom the Charge was held proved and Order made without conviction										
			Commenced	Informations refused	Dealt with on indictment and						Dealt with Summarily and						S&B Pending in District Court	Crimes for which the perpetrators were detected but for which no proceedings are shown	(18)		(19)		(20)		(21)		(22) Total
					Convicted	Acquitted	Found Insane & incapable of Pleading	Nolle Prosequi entered	Adjourned Sine Die or otherwise disposed of	Committed for Trial and still awaiting Trial	Convicted	Dismissed	Charge proved & order made without Conviction	Charge Withdrawn	Adjourned Sine Die or otherwise disposed of	M			F	M	F	M	F	M	F		
																										Under 14 Years	
(1)	(2)	(3)	(4)	(5)	(6)	(7)	(8)	(9)	(10)	(11)	(12)	(13)	(14)	(15)	(16)	(17)	M	F	M	F	M	F	M	F			
53. Unlawful seizure of vehicles	26	7		1					1						5						1				1		
54. Unlawful possession of house-breaking implements	168	157		1					1	29	3	4	2	1	116	9			8	1	13			17	39		
TOTAL GROUP II	40,676	11,032		213	2		2	1	236	2,508	90	102	88	54	7,736	1,498	56	3	727	28	1,212	46	1,354	56	3,482		

INDICTABLE OFFENCES WHICH BECAME KNOWN TO THE GARDAI DURING THE YEAR ENDED 31st DECEMBER, 1991

NATURE OF OFFENCES	No. of Offences reported or known	No. of Offences in which Criminal Proceedings were	RESULT OF PROCEEDINGS IN CASES													Number (by Sex and Age Groups) of Persons convicted or against whom the Charge was held proved and Order made without conviction										
			Commenced	Informations refused	Dealt with on indictment and					Committed for Trial and still awaiting Trial	Dealt with Summary and					Still Pending in District Court	Crimes for which the perpetrators were detected but for which no proceedings are shown	(18)		(19)		(20)		(21)		(22) Total
					Convicted	Acquitted	Found insane & incapable of Proceeding	Nolle Prosequi entered	Adjourned Sine Die or otherwise disposed of		Convicted	Dismissed	Charge proved & order made without Conviction	Charge Withdrawn	Adjourned Sine Die or otherwise disposed of			M	F	M	F	M	F	M	F	
(1)	(2)	(3)	(4)	(5)	(6)	(7)	(8)	(9)	(10)	(11)	(12)	(13)	(14)	(15)	(16)	(17)	M	F	M	F	M	F	M	F		
GROUP III Larcenies Etc.																										
55. Larceny from the Person	5,391	691		3					8	136	3	1	3	2	535	43	11		20	5	29	9	73	32	179	
56. Larceny of Motor Vehicles and Accessories	2,804	217		3	1		1	1	3	55	3	2	1	1	146	67			11		43		26		80	
57. Larceny of Pedal Cycles	694	197		2					1	42	3	1	2		146	99	1		15		22	1	13		52	
58. Larceny from Unattended Vehicles	16,243	2,873		62			1		27	481	32	27	17	3	2,223	374	13		149	2	274	6	194	18	656	
59. Other Larcenies	21,181	6,778	1	57	2		2	1	82	1,854	88	113	59	18	4,501	2,102	53	21	173	124	420	223	920	432	2,366	
60. Embezzlement	29	21							2	7					12	4					1		5	1	7	
61. Obtaining of Goods by false pretences	709	514		18			6	1	6	94	1	13	11	2	362	20			12		36	2	75	9	134	
62. Other Frauds	257	183		7				1	3	63	1	1		1	106	6			2		6	3	56	11	78	
63. Forgery and Uttering	3,317	2,049		49	2		8	3	22	688	7	19	30	25	1,196	65			8	1	114	58	568	110	859	
64. Receiving Stolen Goods	1,335	1,274		7	1		15		27	271	14	10	20	7	902	61	3	1	29	3	71	7	202	38	354	
65. Post Office Act - Offences Against	30	28								1					27	2					1				1	
66. Coinage Act - Offences Against																										
TOTAL GROUP III	51,990	14,825	1	208	6		33	7	181	3,692	152	187	143	59	10,156	2,843	81	22	210	198	1,427	822	1,117	432	2,366	

INDICTABLE OFFENCES WHICH BECAME KNOWN TO THE GARDAI DURING THE YEAR ENDED 31st DECEMBER, 1991

NATURE OF OFFENCES	No. of Offences reported or known	No. of Offences in which Criminal Proceedings were	RESULT OF PROCEEDINGS IN CASES													Number (by Sex and Age Groups) of Persons convicted or against whom the Charge was held proved and Order made without conviction										
			Commenced	Informations refused	Dealt with on indictment and					Committed for Trial and still awaiting Trial	Dealt with summarily and					Still Pending in District Court	Crimes for which the perpetrators were detected but for which no proceedings are shown	(18)		(19)		(20)		(21)		(22) Total
					Convicted	Acquitted	Found insane & incapable of Pleading	Nolle Prosequi entered	Adjourned Sine Die or otherwise disposed of		Convicted	Dismissed	Charge proved & order made without Conviction	Charge Withdrawn	Adjourned Sine Die or otherwise disposed of			Under 14 Years	M	F	M	F	M	F	M	
(1)	(2)	(3)	(4)	(5)	(6)	(7)	(8)	(9)	(10)	(11)	(12)	(13)	(14)	(15)	(16)	(17)	M	F	M	F	M	F	M	F		
GROUP IV Larcenies Etc.																										
67. Official Secrets Act	1	1		1																				1	1	
68. Treason Act 1939 - Offences Against																										
69. Offences Against The State Act 1939 breaches of																										
70. Riot or Unlawful Assembly																										
71. Indecent Exposure (Public Indecency)	22	16		1						4					11						1		4		5	
72. Public Mischief	16	9		2				4	1						2	7							3		3	
73. Conspiracy	1	1													1											
74. Other Indictable Offences	265	222		51	2			51	33				1		84	37		7		18		61	1	87		
TOTAL GROUP IV	305	249		55	2			55	38				1		96	44		7		19		69	1	96		
GRAND TOTALS	94,406	27,097	1	536	10		42	8	556	6,406	258	294	250	114	18,620	4,556	137	25	1,185	163	2,315	359	3,729	711	8,624	

VALUE OF PROPERTY STOLEN AND RECOVERED IN 1991

Table showing:- (1) Offences against property with violence (lines 37 to 40, inclusive of the table of indictable offences for 1991.
 (2) Larcenies etc. offences against property without violence (lines 55 to 59, inclusive, of table of indictable offences for 1991)

	Less than £10	£10 and less than £50	£50 and less than £100	£100 and less than £200	£200 and less than £300	£300 and less than £400	£400 and less than £500	£500 and less than £1,000	£1,000 and less than £5000	£5,000 and over	Total No. of crimes in which property was stolen	Total value of property stolen	Total value of property recovered	Total No. of cases in which no property was stolen
(1) No. of offences against property with violence	1,080	3,988	3,167	4,153	2,726	2,328	1,894	4,441	4,400	677	28,854	£ 22,210,166	£ 1,276,849	6,371
(2) No. of larcenies etc.	2,645	10,240	7,950	9,279	5,334	2,655	1,493	3,138	2,695	542	45,971	17,807,277	1,895,355	342

TOTAL VALUE OF PROPERTY STOLEN

1991 £40,017,443
 1990 £36,376,810

TOTAL VALUE OF PROPERTY RECOVERED

£3,172,204 (7.9%)
 £3,012,883 (8.3%)

AGE ANALYSIS OF MURDERED PERSONS - 1991

Age in years	0-9	10-14	15-16	17-20	21-29	30-64	65-74	Over 75
No. of persons	1	-	1	1	6	11	1	2

Murders Recorded and Detected in 1991 by Divisions

Division	Recorded	Detected
Carlow/Kildare	1	1
Cavan/Monaghan	-	-
Cork East	2	2
Cork West	-	-
Clare	1	1
Donegal	3	2
Dublin Metropolitan Area		
- Northern	4	3
- North Central	2	2
- South Central	1	1
- Southern	1	1
- Eastern	1	1
Galway West	-	-
Kerry	-	-
Leix/Offaly	-	-
Limerick	3	3
Longford/Westmeath	-	-
Louth/Meath	1	-
Mayo	-	-
Roscommon/Galway East	-	-
Sligo/Leitrim	3	3
Tipperary	-	-
Waterford/Kilkenny	-	-
Wexford	-	-
TOTALS	23	20

**ANALYSES OF AGGRAVATED BURGLARIES WHERE FIREARMS WERE USED AND ARMED ROBBERIES -
LINES 38 AND 40 TABLE OF INDICTABLE OFFENCES - 1991**

	House/ Flat	Bank	P.O.	Betting Office	Licensed Premises	Chemist Shop	Shop/ Stall	Garage	Petrol Station	Hotel	Restaurant	Factory/ Store	Building Society	Credit Union	Office	Club	Street/ Road	Other	Total
Carlow/Kildare		3					4		1				1				1		10
Cavan/Monaghan		1																1	2
Clare					1														1
Cork East	1	2			1	1	3	1	4				2		1		8		24
Cork West																			
Donegal	2		2				1					1							6
D.M.A. Northern	4	1	3	10	7	2	35	5	4			1	3	3	2	4	24	7	115
North Central		6	4	14	7		17	1		1		2	5	1	1		3	6	68
South Central		9		7	2	1	15					2	1	1	3	1	7	8	58
Southern	3	3	9	6	5	1	28	2	8			2	3	2	3		23	2	100
Eastern	1	2	1			2	10	2				1	2		1		2	3	27
Galway West		1																1	2
Kerry	1																		1
Laois/Offaly											1								2
Limerick	1	1			1		4										3		10
Longford/Westmeath		1															2	1	4
Louth/Meath		3	1				3				1	1					1	1	11
Mayo																1			1
Rooscommon/Galway East	1	1																	2
Sligo/Lettrín	1																		1
Tipperary																	1		1
Waterford/Kilkenny		1							1										2
Wexford		1					1										1	1	4
TOTALS	15	36	20	37	24	7	121	11	18	1	7	9	16	5	11	6	78	32	452

CASH ANALYSIS OF AGGRAVATED BURGLARIES WHERE FIREARMS WERE USED AND ARMED ROBBERIES - 1991

Up to €99.99	2		1		5	1	32	3	5						1	1	18	4	73
€100 to €499.99	1	1	3	24	6	5	45	3	10	1	4	4	2	2	3	1	12	7	134
€500 to €999.99		3	2	6	2		14				1		2	1		2	5	5	49
€1000 to €4,999.99	6	21	9	4	2		15	2			1	2	5	1	2	1	17	9	97
€5000 +	1	10	1		5		7	1	1		1	2	5	1	1		15	2	53
Nothing taken	5	1	4	3	4	1	8	2	2			1	2		4	1	9	5	52
TOTALS	15	36	20	37	24	7	121	11	18	1	7	9	16	5	11	6	78	32	452

TOTAL NUMBER OF ARMS, AMMUNITION SEIZED BY GARDAI

FROM 1.1.1991 - 31.12.1991

29.....	Pistols
49.....	Shotguns
33.....	Rifles
8.....	AK.47 Assault Rifles
18.....	Revolvers
3.....	Crossbows
22.....	Imitation Firearms
1.....	Machine Gun
2.....	Rounds of 12.7 mm Ammunition
11,586.....	Rounds of 7.62 x 39 mm Ammunition
10,674.....	Rounds of Assorted Ammunition
329.....	Cartridges
17.....	Bolts for Crossbows
1.....	Flare
1,150.....	Components for Ammunition
8.....	Magazines
1.....	Ammunition Belt
12.....	Bayonets
1.....	Grenade Launcher
11.....	Grenades
1.....	Torpedo (World War II)
4.....	Mercury Tilt Switches
33.....	Detonators
27.....	Incendiaries
24.....	TPU's
2.....	Letter Bombs
1.....	Mark 12 Launch Tube
7.....	Mark 10 Launch Tubes
6.....	Tail Fins for Mark 12 Mortars
350.....	Ignitor Sets for Mark 10 Mortars
26.....	Mark 10 Spigots
19.....	Beer Kegs adapted for Bombs
1.....	Improvised Firing Device
2.....	Mark 15 Coffee Jar Grenades
50 yds.....	Detonating Cord
40 yds.....	Wire
48.75 lbs.....	Commercial Explosive

3552 lbs	HME
2 lbs	Semtex
5 st	Sodium Chlorate
6	Scanners
5	Walkie Talkies
16	Batteries
15	Bunkers
1	Training Camp
1	Firing Range
3	Silencers
2	Manuals on Bomb Making

Assortment of other Ancillary Equipment

SCENES OF CRIME EXAMINATION

During the year Scenes of Crime Examiners attached to the Fingerprint Section of the Technical Bureau attended the scenes of 775 crimes - 635 within the Dublin Metropolitan Area and 140 elsewhere. Cases where fingermarks were found and submitted for searching and comparison purposes totalled 9,577 - 5,092 for Dublin Metropolitan Area and 4,485 elsewhere. The total number of identifications was 1,663. Members attached to Ballistics Section visited 453 scenes of crime, 332 of which were within the Dublin Metropolitan Area.

FORENSIC SCIENCE

In 1991 the Forensic Science Laboratory dealt with a total of 5,645 cases. Of these 3,556 involved drugs seizures and the remaining 2,089 involved murder, rape, hit-and-run accidents, fires, armed robberies, etc.

There were approximately 29,000 separate exhibits brought to the Laboratory for testing.

101 cases involving the suspected use of firearms were referred to the Laboratory and these cases involved 988 separate exhibits.

There were 34 cases involving the suspected use of explosives which had a total of 97 separate exhibits.

MISSING PERSONS

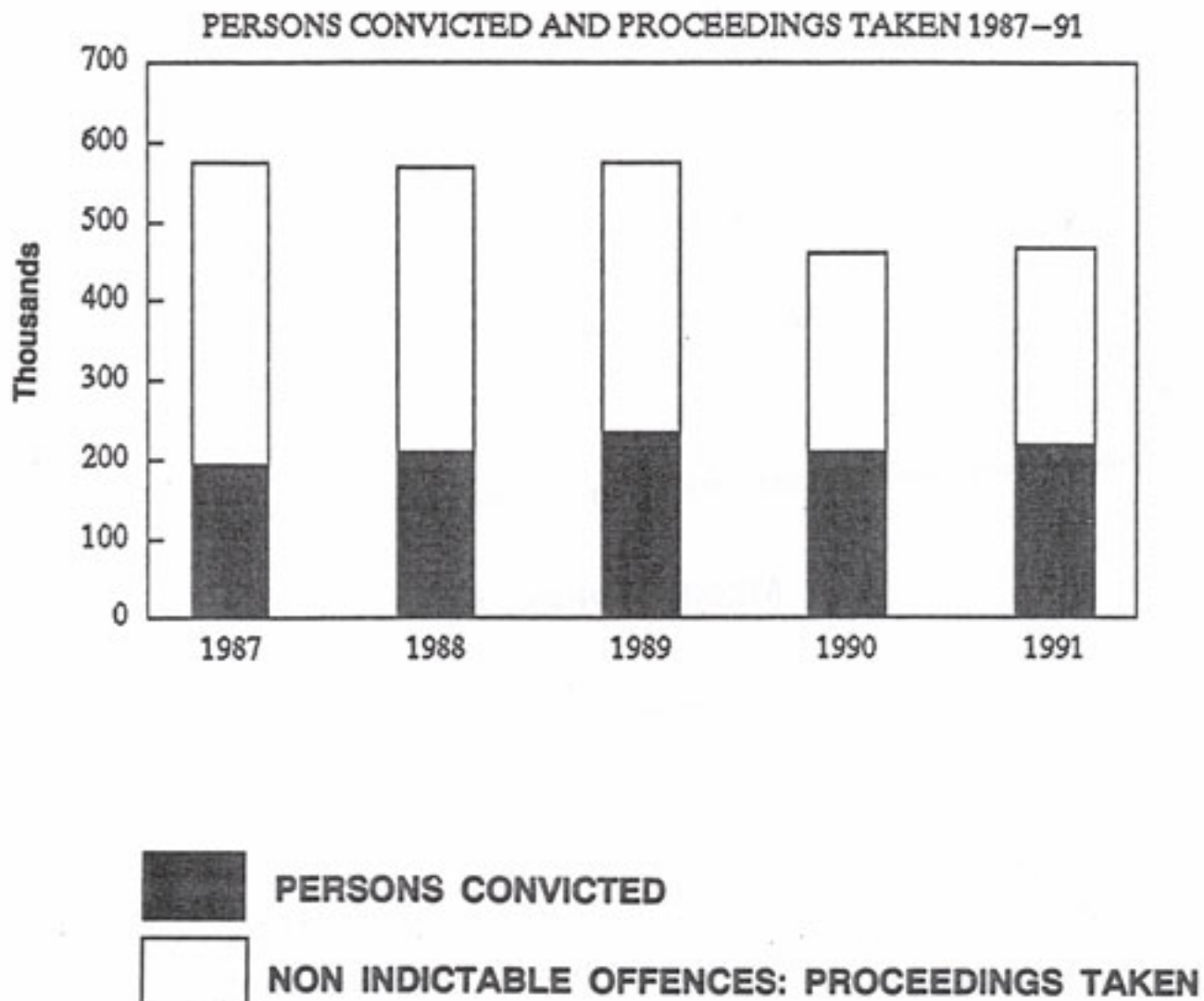
During the year 1,358 persons were reported missing. At the end of the year 23 persons were still not traced. One unidentified body was found during the year.

GARDA DOG UNIT

The present strength of the Garda Dog Unit is 2 Sergeants and 12 Gardai within the Dublin Metropolitan Area and 1 Garda at Cork City.

During the year trained dogs were used by Garda Handlers in searches for both drugs and explosives. They were also used in tracking operations in major crimes and general patrolling. 432 searches were undertaken. 135 arrests were made by Garda Dog Handlers and other incidents led to the issue of 165 summonses. The unit assisted in the investigation of 255 other cases.

NON INDICTABLE OFFENCES



See Appendix "B"

NON-INDICTABLE OFFENCES - Proceedings and Persons Convicted in the year 1991

OFFENCES (1)	No. of Offences in which proceedings were taken (2)	Charges withdrawn or dismissed (3)	Number of convictions (4)	Charges proved and order made without conviction (5)	Adjourned or otherwise disposed of (6)	No. of persons convicted or against whom charge was held proved or order made without conviction (7)
1. (a) Assaults	5,950	993	3,476	319	1,162	3,273
(b) Assaults (Gardaí on duty)	1,087	97	769	48	173	681
2. Cruelty to Animals	106	13	78	2	13	70
3. Control of Dogs Act, 1986 - Offences against	229	34	157	8	30	120
4. School Attendance Act, 1926, Offences against	71	12	48	3	8	51
5. Traffic Acts, Offences against:						
(a) Lighting Regulations - Pedal Cycles: (i) No front lamp	771	87	476	106	102	440
• • • • (ii) No rear lamp	662	86	386	88	102	228
• • • • (iii) No reflector	367	53	188	45	81	100
(b) Lighting Regulations - M.P.V.	13,100	1,698	9,010	1,420	972	7,184
(c) Lighting Regulations - Animal-drawn vehicles	11	2	9			9
(d) Licences - Driving	45,840	12,692	29,741	4,643	7,784	17,507
(e) Obstruction	1,226	143	972	59	52	938
(f) Dangerous Parking	298	47	203	23	25	200
(g) Road Traffic General Bye-Laws, 1964	4,217	581	2,864	344	628	2,493
(h) Local Bye-Laws	86,534	1,679	27,844	1,709	55,302	27,200
(i) (i) Dangerous Driving	5,678	1,305	3,329	172	872	3,104
(ii) Careless Driving	3,004	728	1,760	77	439	1,591
(iii) Driving without reasonable consideration	1,593	351	937	54	251	810
(j) Compulsory Insurance: (i) No insurance	28,463	9,031	14,327	1,039	4,066	13,974
• • (ii) Failing to produce	22,822	7,093	8,424	3,128	4,177	6,854
• • (iii) Insurance Disc Regulations	7,128	1,519	3,597	688	1,324	2,435
• • (iv) Other Offences	1,804	482	1,092	142	88	897
(k) Drinking and Driving:						
(i) Driving or attempting to drive M.P.V. while drunk	741	242	442		57	442
(ii) Being in charge of M.P.V. while drunk	80	10	61		9	61
(iii) Driving or attempting to drive M.P.V. blood/urine/alcohol concentration above prescribed limit	5,618	189	4,347		1,082	4,347
(iv) Being in charge of M.P.V. blood/urine/alcohol concentration above prescribed limit	240	8	212		20	212
(v) Refusing to provide preliminary specimen of breath	227	31	172		24	187
(vi) Refusing to provide or permit taking of blood/urine specimen at Garda stations	713	56	567	3	87	565

NON-INDICTABLE OFFENCES - Proceedings and Persons Convicted in the year 1991

OFFENCES (1)	No. of Offences in which proceedings were taken (2)	Charges withdrawn or dismissed (3)	Number of convictions (4)	Charges proved and order made without conviction (5)	Adjourned or otherwise disposed of (6)	No. of persons convicted or against whom charge was held proved or order made without conviction (7)
(i) Driving or attempting to drive or being in charge of animal-drawn vehicle while drunk	3	-	3	-	-	3
(ii) Driving or attempting to drive pedal cycle while drunk	31	3	25	2	1	26
(v) Exceeding speed limit (i) Built-up-area	13,114	851	11,087	500	506	11,267
• • (i) Special	2,809	140	2,497	101	71	2,464
• • (ii) Ordinary	1,527	141	1,293	65	28	1,333
• • (iii) General	7,163	536	6,090	230	307	6,187
(vi) Driving dangerously, defective M.P.V.	269	27	213	9	40	192
(vii) Other offences	10,575	2,242	6,221	1,374	738	4,832
(viii) Construction Equipment and Use of Vehicles Regulations, 1963						
• • (i) Defective tyres	6,359	676	4,575	439	669	3,100
• • (ii) Defective Steering	54	5	42	3	4	41
• • (iii) Defective Brakes	543	59	387	42	55	324
• • (iv) Gross Weights of Goods Vehicles	825	154	574	16	81	488
• • (v) Axle	14	2	10	-	2	10
• • (vi) Other Offences	12,772	1,884	8,292	1,174	1,422	6,776
9. (a) Taking M.P.V. without authority	1,843	165	1,391	60	227	1,148
(b) Unauthorised interference with mechanism of M.P.V.	1,442	141	1,037	78	186	863
(c) Taking possession of pedal cycle without consent	67	5	45	6	11	41
10. E.E.C. Regulations: (i) Vehicle Testing	3,947	921	2,532	316	178	1,844
• • (ii) Tachograph	2,823	449	2,011	180	183	1,821
11. Road Transport Acts	2,818	628	1,817	203	170	1,362
12. Roads Act and Finance Acts - Excise Licence	112,221	26,590	52,086	10,898	22,647	47,367
13. Intoxicating Liquor Laws, Offences against:						
(a) Illegally on Licensed Premises during closing hours	11,009	705	9,754	107	483	9,730
(b) Drunkenness, Simple	1,620	143	1,327	72	78	1,190
(c) Drunkenness with aggravation	4,275	340	3,406	205	324	3,162
(d) Offences by Licensed Persons (or their Servants) against closing Regulations	4,422	1,476	2,491	239	216	2,202
(e) Other Offences by Licensed Persons (or their Servants)	337	77	234	9	17	200
(f) Supplying or selling drink to persons under 18 years	166	57	83	6	10	76
(g) Offences in connection with Registered Clubs	84	11	71	1	1	66
(h) Other offences against Intoxicating Liquor Laws	581	86	372	76	47	406

NON-INDICTABLE OFFENCES - Proceedings and Persons Convicted in the year 1991

OFFENCES (1)	No. of Offences in which proceedings were taken (2)	Charges withdrawn or dismissed (3)	Number of convictions (4)	Charges proved and order made without conviction (5)	Adjourned or otherwise disposed of (6)	No. of persons convicted or against whom charge was held proved or order made without conviction (7)
11. Labour Laws, Offences against						
12. Malicious Damage to Animals, Fences etc.	2,060	225	1,401	144	290	1,268
13. Police Regulations, Offences against:						
(a) Dublin Metropolitan Police Acts	2,437	244	1,686	164	343	1,491
(b) Summary Jurisdiction (Ireland) Act. 1851	451	106	244	53	48	262
14. Prostitution						
15. Living on earnings of prostitute						
16. Revenue Laws, Offences against	39	14	12		13	9
17. Stealing, Receiving or Possessing Stolen Property (not the subject of larceny at Common Law)	298	63	176	10	49	159
18. Street Trading Acts - Offences against	2,202	305	1,074	457	366	1,393
19. Vagrancy Acts - Offences against:						
(a) Begging	114	13	80	19	2	92
(b) Other Offences	126	13	100	5	8	90
20. Wireless Telegraphy Act, 1926 - Offences against	26	3	21		2	21
21. Firearms Acts - Offences Against	245	41	147	20	37	138
22. Explosives - Offences in relation to						
23. Misuse of Drugs Act, 1977/84						
(a) Unlawful possession of controlled drugs Section 3	2,518	116	1,931	83	368	1,708
(b) Unlawful possession	524	98	274	7	145	268
(c) Importation of controlled drugs	120	4	91		25	90
(d) Cultivation of controlled drugs	20		20			20
(e) Allowing premises etc. to be used	36	3	27	2	4	28
(f) Possession of forged prescription	47		35	1	11	10
(g) Forging a prescription	48		36	2	10	12
(h) Attempt etc. and miscellaneous offences, Section 21	155	14	115	4	22	110
(i) Other offences	5		5			5
24. Offences under Juries Act, 1976	56	17	34	3	2	37
25. Other Offences	12,673	1,887	8,747	1,106	1,023	7,688
TOTAL	468,603	80,942	242,500	32,891	118,478	218,382

**NON-INDICTABLE OFFENCES BY DIVISION
YEAR ENDED 31ST DECEMBER, 1991**

DIVISION	Total No. of offences in which proceedings were taken
Carlow/Kildare	17,613
Cavan/Monaghan	12,495
Cork East	38,606
Cork West	11,158
Clare	8,778
Donegal	10,429
D.M.A.	198,196
Galway West	12,051
Kerry	15,962
Leix/Offaly	14,281
Limerick	19,614
Longford/Westmeath	10,969
Louth/Meath	28,429
Mayo	7,630
Roscommon/Galway East	9,316
Sligo/Leitrim	8,320
Tipperary	13,929
Waterford/Kilkenny	17,699
Wexford	11,128
TOTAL	466,603

The following table shows a breakdown of the principal offences for which proceedings were taken

Type of offences	Number of offences in which proceedings were taken
Highway Acts (Road Traffic Acts Road Transport Acts and Roads Act)	412,376
Intoxicating Liquor Laws	22,494
Assaults	7,037
School Attendance Act	71
Control of Dogs Act	229
Malicious Damage	2,060
Street Trading Acts	2,202
Vagrancy Acts	240
Drug Offences	4,990
Dublin Metropolitan Police Acts	2,437
Other	12,467

GARDA NATIONAL JUVENILE OFFICE

In December, 1990, the Minister for Justice announced some changes in the manner in which An Garda Síochána should deal with juvenile offenders and juveniles generally.

These changes included the establishment of a Garda National Juvenile Office. The National Juvenile Office has responsibilities for all matters relating to juveniles on a national basis, which includes the co-ordination and monitoring of the Juvenile Diversion Programme and the implementation and development of the Garda Schools Programme.

The National Juvenile Office was established on the 1st July, 1991 and forms part of the Garda Community Relations Section, based at the Dublin Metropolitan Area Headquarters, Harcourt Square, Dublin. It is under the command of a Superintendent (Director).

JUVENILE DIVERSION PROGRAMME (J.L.O. SCHEME)

The Garda Juvenile Liaison Officer Scheme, which was introduced in 1963, is now in operation in every Garda Division. The Programme provides for the cautioning of juvenile offenders, as an alternative to Court Proceedings, subject to certain conditions.

Juvenile Liaison Officers are specially appointed and undergo relevant training in dealing with young people. It is the function of the Juvenile Liaison Officer to assist in the rehabilitation of the juvenile with a view to the avoidance of further criminal activity.

The Juvenile Liaison Officer is involved in all aspects of youth work through contact with young people in youth clubs, attending meetings, seminars and visits to schools. This involvement is aimed towards a greater appreciation of the Garda role in society and the importance of law observance.

In July, 1991, following an appraisal of the Programme, some changes in the operation and administration were made. The Programme has been extended to include all juveniles up to the age of 18 years and offenders may be dealt with under the Programme by way of formal caution for serious crimes/offences or by way of informal caution for minor crimes/offences.

Juveniles cautioned may be placed under supervision of a Garda Juvenile Officer for 12 months, which may be on one of two levels, intensive or regular. The level of supervision decided depends on all the circumstances of the case, including that of the offence, the home, the offender, etc., and to what degree the Juvenile Liaison Officer considers the juvenile to be "at risk" and the likelihood of re-offending.

Because of these changes, it is necessary to show the Programme's statistical information in two parts, the first dealing with the period 1st January, 1991 to 30th June, 1991 and the second part dealing with the period 1st July, 1991 to 31st December, 1991.

GARDA SCHOOLS PROGRAMME

In December, 1990, the Minister for Justice, announced that following an evaluation of an experimental Garda Schools Programme which had been running in the Tallaght area for 10 months, the Programme would be extended to 12 primary schools in the Coolock area and 2 in the Portmarnock area.

The Garda Schools Programme has now been completed in these areas and arrangements are currently being made to extend the Programme to all primary schools in the Dublin area, Cork and Limerick.

Gardai who will be presenting the Programme will undergo a training programme in early 1992 and the video production to accompany the programme, entitled "Be Safe, Kids" will be launched at that time.

The programme consists of a series of classroom talks given by members to children in fifth class. The topics covered are:

- (a) The Role of the Gardai,
- (b) Vandalism,
- (c) Child Safety,
- (d) Road Safety,
- (e) Safe Cycling.

Topics (c), (d) and (e) are covered in three separate modules in the video production "Be Safe Kids" and have the aim of developing a positive attitude towards road safety and highlighting the importance of responsible behaviour.

GARDA JUVENILE DIVERSION PROGRAMME (J.L.O. SCHEME) STATISTICS FOR HALF YEAR - 1/1/91 TO 30/6/91

Particulars	D.M.A.	Outside D.M.A.	Total
Juveniles admitted into Scheme since inception	Males	760	1,191
	Females	108	170
	TOTALS	868	1,361
Number who became involved in further crime	59	145	204
Cases closed - subject reaching 17 yrs. of age	279	561	840
Cases closed - supervision withdrawn after 2 years	200	556	756
Visits to homes of delinquents	5,322	8,659	13,981
Interviews with supervisees	4,277	8,298	12,575
Visits to Clubs	873	1,448	2,321
Talks/Lectures given and meetings attended	617	1,258	1,875

**GARDA JUVENILE DIVERSION PROGRAMME (J.L.O.)
STATISTICS FOR THE HALF YEAR — 1/7/91 TO 31/12/91**

Particulars	D.M.A.	Outside D.M.A.	Total
Number of Referrals Received	2,642	3,086	5,728

Number of Offenders Referred	Male	1,541	1,443	2,984
	Female	301	694	995
	Total	1,842	2,137	3,979

HOW REFERRALS WERE DISPOSED OF: (NO. OF OFFENDERS IN BRACKETS)

Prosecuted Initially i.e. those with previous convictions.	Male	659 (392)	250 (105)	909 (497)
	Female	137 (56)	24 (10)	161 (66)

Directions to Prosecute Given	Male	339 (268)	383 (293)	722 (561)
	Female	34 (28)	24 (17)	58 (45)

Total Prosecuted	Male	998 (660)	633 (398)	1,631 (1058)
	Female	171 (84)	48 (27)	219 (111)
	Total	1,169 (744)	681 (425)	1,850 (1,169)

		D.M.A.	Outside D.M.A.	Total
Cautioned — Formal	Male	351 (330)	658 (574)	1,009 (904)
	Female	49 (45)	107 (100)	156 (145)
Cautioned — Informal	Male	505 (479)	506 (456)	1,011 (935)
	Female	141 (139)	170 (156)	311 (295)
Total Cautioned	Male	856 (809)	1,164 (1,030)	2,020 (1,839)
	Female	190 (184)	277 (256)	467 (440)
	Total	1,046 (993)	1,441 (1,286)	2,487 (2,279)
No Further Action	Male	82 (72)	22 (18)	104 (90)
	Female	38 (33)	16 (13)	54 (46)
	Total	120 (105)	38 (31)	158 (136)
Pending		307	926	1,233

Number of Offenders Prosecuted for the first time during 1991 having re-offended	Male	134	226	360
	Female	18	17	35
	Total	152	243	395

DETAILS OF SUPERVISION FOLLOWING CAUTION:

		D.M.A.	Outside D.M.A.	Total
Intensive — Formal	Male	72	83	155
	Female	9	6	15
Intensive — Informal	Male	35	14	49
	Female	2	2	4
Interviews with above Supervisees		789	1,630	2,419

		D.M.A.	Outside D.M.A.	Total
Regular — Formal	Male	241	368	609
	Female	41	81	122
Regular — Informal	Male	184	178	362
	Female	46	41	87
Interviews with above Supervisees		2,416	5,377	7,793

		D.M.A.	Outside D.M.A.	Total
Clubs	Visits to	636	1,203	1,839
	Talks Given	146	306	452
Schools	Visits to	975	1,013	1,988
	Talks Given	292	655	1,047
Adult Groups — Talks Given		102	281	383
Meetings Attended		657	777	1,434

COMPILATION OF STATISTICS FOR 1991

Despite the fact that it was necessary to show the return for 1991 in two separate reports, some figures may be combined to give a brief overall picture. They are as follows:

Particulars		D.M.A.	Outside D.M.A.	Total
Total number of Juveniles admitted into Programme during 1991, both Formal and Informal	Male	1,569	2,221	3,790
	Female	292	426	718
	Total	1,861	2,647	4,508

Prosecuted during 1991 for the first time having been cautioned previously	211	388	599
---	-----	-----	-----

Total Number of Visits to or Interviews with Juveniles	12,804	23,964	36,768
Visits to Clubs/Schools	3,034	4,906	7,940
Talks Given/Meetings Attended	1,376	2,316	3,692

GARDA COMMUNITY RELATIONS

The Garda Community Relations Section has responsibility for the development and promotion of activities and programmes which have a maximum effect at community level in reducing crime, and the fear of crime. Every member of the Garda Síochána is a Community Relations Officer and as such is responsible for establishing ways and means of cultivating and fostering good relations between the Garda Síochána and the Community in general.

Policing is really a partnership between the Gardai on the one hand and the public on the other. The stronger the partnership the better the results;

The broad functional role of the Gardai is:

- (a) to provide services within a legal framework and in accordance with the social values and aspirations of a democratic society in order to help the community;
- (b) to encourage and advise the community on how to protect their person and property from criminal behaviour.
- (c) to provide guidance and assistance —
 - (i) in helping young people to achieve social maturity;
 - (ii) in cases of tragedy, whether of personal or family nature.

In order to be successful, it is important to have the co-operation of the general public. It is in this respect that we promote, with members of the community, the operation of Neighbourhood Watch, Pharmacy Watch and Community Alert Schemes. These schemes continue to develop and it is essential to have continued evaluation of their progress to ascertain areas for further improvement.

The Garda Síochána recognises the important role which young people play in society. At present we are involved in the promotion of a Schools Liaison Programme where members of the Garda Síochána visit schools and give lectures. It is important to inculcate in young people respect for authority and for law and order and to utilise all measures available to rehabilitate young offenders.

Community Development Programmes were set up during the year in the Ronanstown and Killinarden areas of Dublin. A management committee composed of representatives from the Gardai, the Community and other Statutory and Voluntary agencies is in place.

The Killinarden programme has been titled "KEY" (Killinarden Engages Youth). Ronanstown has adopted the name "GRAFT" (Give Ronanstown a Future Today). The programme which includes special youth projects, recreational, sporting and social events is aimed at young people in these areas, particularly those identified as being at risk. This Section, assisted by the Neighbourhood Gardai in both areas, is heavily involved in the projects.

The Community Relations Office, which is based at the Dublin Metropolitan Headquarters, Harcourt Square, Dublin, has responsibility for the operation of the Garda Juvenile Liaison Scheme, the National Juvenile Office, Neighbourhood Policing and Crime Prevention Units.

THE EMERGENCY 999 SERVICE

During the years Gardai dealt with 211,420 emergency calls.

Communication Centre	D.M.A.	173,317	Galway	3,072
	Cork City	25,035	Waterford	1,642
	Dundalk	3,780	Letterkenny	474
	Limerick	3,720	Portlaoise	380

STOLEN MOTOR VEHICLE INVESTIGATION UNIT

The Unit which operates for the whole country is based in Dublin. Close liaison is maintained with similar Units in other countries and this co-operation has led to the recovery of many stolen vehicles. 134 vehicles, all of which bore false plates, were identified by the Investigation Unit as stolen. 73 vehicles stolen within the State were located here. 48 vehicles - 26 stolen in Great Britain and 22 in Northern Ireland were recovered here. 13 vehicles stolen within the State were located in Northern Ireland. For the year 1991 there were 1,787 vehicles recorded as stolen. 1,208 of the vehicles stolen were motor cars while the remaining 579 vehicles included motor cycles, lorries, vans etc.

SPECIAL TRAFFIC CORPS

The primary duties of the Special Traffic Corps are concerned with road traffic control and accident prevention. A unit operates in each Garda Division.

In an effort to reduce the number of deaths and accidents on our roads 50 extra Gardai were allocated to the Traffic Corps in 1991.

One of the aims of the Traffic Corps is, through enforcement measures, to reduce the number of incidents of dangerous driving, excessive speeding and other safety related offences which are a major cause of accidents and fatalities on our roads.

The use of equipment to record on video evidence of such offences was introduced for the first time in 1991. Evidence so recorded is being accepted in the courts.

This recording equipment has been fitted to a number of specially selected Traffic Corps cars. It is proposed to extend the use of this equipment to other Garda divisions in the future.

The involvement of the Special Traffic Corps in the drunk driving campaign conducted by the Garda Siochana and National Safety Council during the year has contributed to making drinking and driving more socially unacceptable.

PRESS AND PUBLIC RELATIONS

The overall effectiveness of the Garda Siochana is very much dependent on the co-operation and support of the public. This, in turn, is greatly influenced by the nature and extent of news coverage of our operations and the level of public knowledge and understanding of our aims and objectives. The service provided by the Press and Public Relations Office ranges from the routine handling of queries from Press and Public

sources to the provision of interviews and research facilities for journalists as well as participation in radio and television programmes.

The office is pro-active of disseminating information that is of interest and concern to the general public just as it recognises the valuable role played by the media in keeping the public informed.

There is a steady demand for the services of personnel of this Section for lectures in schools and third level institutions on public relations in the Garda Síochána and the Garda Síochána as a career.

The Garda Band, during the course of the year, continued to establish positive links between the public and the Gardai, through their appearances at charity concerts, sporting events and other public engagements.

MISUSE OF DRUGS

In 1991 the number of persons charged with the offences under the Misuse of Drugs Acts 1977-1984 was 3088. This compares with 2,071 persons charged in 1990 and shows an increase of 49.10%.

For the same period there were 3,550 seizures of controlled drugs compared with 2,316 seizures for 1990. This shows an increase of 53.28%.

While these increases are significant they refer mostly to small amounts of cannabis resin found in possession for personal use and the majority of those cases are disposed of summarily in the District Courts.

The most significant feature of the figures for 1991 is the increase in the amount of cannabis resin seized which increased from 114.76 Kg in 1990 to 1101.616 Kg in 1991. In excess of 1000.00 Kg of the total amount is accounted for in 6 seizures varying from 40 Kg to one seizure of 693.00 Kg.

The increase in the amount of cannabis herb seized is accounted for in one seizure by Customs Officers of 50.00 Kg made on a ship berthed in Dublin Port.

In 1991 the abuse of hard drugs such as heroin remained stable and there was a reduction in the amount of the drug seized and the number of persons charged.

In 1991 the drug 'Ecstasy' (Methylenedioxymethamphetamine) was seized in this country for the first time. This drug is associated mainly with discos known as "Raves" which are held at various locations throughout the country and the drug having no medical use is manufactured solely for abuse.

The Customs Service was responsible for a number of significant seizures throughout the year and a number of joint operations mounted with the Gardai had successful outcomes.

The Gardai continue to respond to demands for talks and lectures on the problem of drug abuse and in 1991 such talks were given on 309 occasions.

During the year a number of Gardai underwent further intensive drug courses held at Harcourt Square with the Dublin Drug Squad and these courses will continue in 1992.

DRUG OFFENCES 1991 Age Group of Persons Charged

Under 17 years		17 and under 21 years		21 years and over	
Male	Female	Male	Female	Male	Female
43	5	617	104	1983	336

Particulars of Drugs Seized 1991

Type of Drug	Quantity Seized
Cannabis Resin	1101.616 kg.
Cannabis Herb	50.406 kg
Cannabis Plants	250
Cocaine	30.947 g
Amphetamine	143.90 g + 2 t
Methamphetamine	225.628 g
M.D.M.A (Ecstasy)	429 t
Heroin	161.153 g
Morphine	539 t + 307 g + 90 ml + 5 amp.
L.S.D.	3169 Units
Psilocin	781.00 g
Barbiturates	136 t
Synthetic Opiates and narcotic Analgesics	1170 t + 4.18 g
Benzodiazepines	1013 t

Amp - Ampoule
t - Tablet
g. - gramme
kg. - kilogramme
ml. - millilitre

DRUG OFFENCES - PERSONS CHARGED 1991

DIVISION	No. of Persons Charged	Persons Charged		TYPE OF DRUG	No. of Persons
		Nationality	Number		
Dublin Metropolitan Area	2,314	Irish	3,021	Cannabis Resin	2,354
Carlow/Kildare	10	N. Irish	13	Cannabis Resin/Cannabis	35
Cavan/Monaghan	4	English	44	Cannabis Resin/Heroin	9
Clare	6	Welsh	1	Cannabis Herb	70
Cork East	409	Scottish	1	Heroin	45
Cork West	30	Dutch	1	Morphine	49
Donegal	12	S. African	1	Cocaine	7
Galway West	15	Italian	1	L.S.D.	34
Kerry	12	German	1	Psilocin	15
Leix/Offaly	4	Spanish	1	Amphetamine	4
Limerick	64	French	1	Methamphetamine	3
Longford/Westmeath	8	Chinese	1	Benzodiazepines	30
Louth/Meath	36	Mauritian	1	Barbiturates	3
Mayo	1			MDMA (Ecstasy)	45
Roscommon/Galway East	1			Synthetic Narcotics and Narcotic Analgesics	110
Sligo/Leitrim	11			Other Offences	
Tipperary	75			Importation	95
Waterford/Kilkenny	62			Forged Prescriptions	51
Wexford	14			Cultivation of Cannabis Plants	18
				Allow Premises to be used for Drug Abuse	40
				Obstruction	71
TOTALS	3,088		3,088	TOTAL	3,088

TRAFFIC OFFENCES - DRINK AND DRIVING 1991

Annual Statistics of Breath Tests, Blood/Urine Tests, Arrests, etc.

1. BREATH TESTS	
(a) Total number of persons breath tested	18,376
(b) Breath test positive	6,644
(c) Breath test negative	11,732
(d) Breath test refused	232
2. BLOOD/URINE TESTS	
(a) Blood specimen given	4,904
(b) Urine specimen given	3,178
(c) Specimen refused	723
3. ARRESTS	
(a) For refusing breath tests (Sections 12 and 13 of the Road Traffic (Amendment) Act, 1978)	232
(b) Arrest without breath test (Sections 49 and 50 R.T.A. 1961 as amended by Sections 10 and 11 Road Traffic (Amendment) Act, 1978)	2,074
4. ANALYSES OF SPECIMENS	
(a) Under prescribed concentration	875
(b) Over prescribed concentration	6,947
(c) Specimens still to be analysed at end of year	204
(d) Insufficient or spoiled	56
TOTAL ANALYSES	8,082

**NON INDICTABLE OFFENCES (TRAFFIC) 1991
(Drink and Driving)**

Sex and Age of Persons Convicted

Offence	Persons Convicted	17 and under 21 years		21 years and over	
		M	F	M	F
Driving or attempting to drive a M.P.V. while drunk or with a blood/urine/alcohol concentration above the prescribed limit	4,789	252	7	4,343	187
Being in charge of M.P.V. while drunk or with a blood/urine/alcohol concentration above the prescribed limit.	273	12	1	252	8
Refusing to provide or permit the taking of blood/urine specimen at Garda Station	565	15	-	532	18
Refusing to provide a preliminary specimen of breath	167	4	-	158	5

FINE ON THE SPOT NOTICES ISSUED IN 1991

	Parking Violations	Non Display of Licence Disc
Gardai	65,916	14,728
Wardens	369,309	49,201
TOTAL	435,225	63,929
Fines Paid	173,235	6,823
Court Proceedings	84,858	21,190
Notices Cancelled	38,076	11,491
Proceedings Pending	125,392	24,371
Spoiled Notices	13,664	54

ROAD TRAFFIC ACT 1961 (SECTION 103) OFFENCES REGULATIONS, 1976

Parking Violations - Fine on the Spot Notices Issued - 1991

	Carlow/ Kildare	Cavan/ Monaghan	Clare	Cork East	Cork West	Donegal	DUBLIN	Galway West	Kerry	Letch/O'Leary	Limerick	Longford/ Westmeath	Louth/Leitrim	Mayo	Roscommon/ Galway East	Sligo/Leitrim	Tipperary	Waterford/ Kilkenny	Wexford	Total
Gardaí	400	1,184	52	11,518	951	470	40,648	3,716	1,295	276	639	802	365	181	550	1,043	304	838	685	65,916
Wardens							368,364		925			20								369,309
TOTALS	400	1,184	52	11,518	951	470	409,012	3,716	2,210	276	639	822	365	181	550	1,043	304	838	685	435,225
Fines Paid	244	771	24	3,421	692	236	161,689	1,529	951	129	385	435	215	87	363	679	170	536	307	173,235
Court Proceedings	60	40	2	1,946	49	25	81,447	247	513	40	79	110	21	21	69	40	12	37	100	84,858
Notices Cancelled	18	106	6	1,070	130	74	35,461	329	319	58	27	83	35	20	78	101	19	80	44	38,676
Proceedings Pending	72	263	18	4,575	75	142	117,125	1,578	388	43	132	175	90	53	30	217	103	169	130	125,392
Spilled Notices	6	4	2	497	5	2	13,010	33	39	1	16	19	4		1	6		5	14	13,684

OFFENCES RECORDED AND DETECTED 1982-1991

Year	Recorded	Detected
1982	97,626	32,788
1983	102,387	33,699
1984	99,727	32,173
1985	91,285	29,795
1986	86,574	27,373
1987	85,358	27,787
1988	89,544	29,685
1989	86,792	28,781
1990	87,658	28,985
1991	94,406	31,653

Appendix B

NON INDICTABLE OFFENCES**Proceedings and Persons Convicted 1987-1991**

Year	Proceedings	Persons Convicted
1987	572,899	192,201
1988	569,218	210,091
1989	574,732	234,545
1990	462,088	208,375
1991	466,603	219,302

**ANNUAL CRIME REPORT, 1991 -
CRIME PREVENTION ACTIVITIES**

TYPES OF PREMISES	NUMBER SURVEYED	NUMBER OF CASES WHERE ADVICE WAS ACTED UPON
BANK	137	116
POST OFFICE	297	226
LABOUR EXCHANGE	61	42
SCHOOL	170	88
CHEMIST SHOP	168	135
SHOP / STORE	1,497	1,088
FACTORY	221	157
SPORTS CLUB	74	55
HOSPITAL	36	30
TALKS GIVEN	916	

ANNUAL CRIME REPORT, 1991 - COMMUNITY RELATIONS SECTION

1.	Number of Schools visited	1,757
2.	Number of Meetings with Residents' Associations	1,839
3.	Number of Meetings attended at Youth Clubs etc.	1,425
4.	Number of Meetings with Statutory Bodies	436
5.	Number of Meetings with Non-Statutory Bodies	1,980
6.	Number of Talks / Lectures to Children	2,234
7.	Activities other than the foregoing	2,412

